

GWN Manager Firmware Release Notes

IMPORTANT UPGRADING NOTE

1. [2/26/2021] Please upgrade to 1.0.19.8 to force AP unlock the hard button factory reset. Hard button factory reset lock option was introduced in 1.0.19.2 to allow admin to lock a unit from pin hole reset. This is removed in 1.0.19.7+ version, and 1.0.19.8 will force AP to unlock. Lock AP from hard button reset is dangerous, if GWN Manager server is complete lost and no backup file is saved.

Table of Content

IMPORTANT UPGRADING NOTE	1
FIRMWARE VERSION 1.0.22.23	4
PRODUCT NAME.....	4
DATE	4
FIRMWARE FILE INFORMATION	4
CHANGES/ENHANCEMENT	4
LIMITATION/KNOWN ISSUE	5
FIRMWARE VERSION 1.0.21.17	6
PRODUCT NAME.....	6
DATE	6
FIRMWARE FILE INFORMATION	6
CHANGES/ENHANCEMENT	6
NEW FEATURE OVERVIEW	7
FIRMWARE VERSION 1.0.19.8	10
PRODUCT NAME.....	10
DATE	10
FIRMWARE FILE INFORMATION	10
CHANGES/ENHANCEMENT	10
FIRMWARE VERSION 1.0.19.7	11
PRODUCT NAME.....	11
DATE	11
FIRMWARE FILE INFORMATION	11
CHANGES/ENHANCEMENT	11
FIRMWARE VERSION 1.0.19.2	12
PRODUCT NAME.....	12
DATE	12
FIRMWARE FILE INFORMATION	12
CHANGES/ENHANCEMENT	12
NEW FEATURE OVERVIEW	13
FIRMWARE VERSION 1.0.0.33	14
PRODUCT NAME.....	14
DATE	14

IMPORTANT UPGRADING NOTE 14

FIRMWARE VERSION 1.0.22.23

PRODUCT NAME

GWN Manager

DATE

7/26/2021

FIRMWARE FILE INFORMATION

- GWN Manager firmware file name: GWN_Manager-1.0.22.23.tar.gz
MD5 checksum: 648a39ecfb63e0c68af30959a3f28c69

CHANGES/ENHANCEMENT

- Added read-only platform administrators
- Added WiFi4EU URL for Splash Page
- Added feature of select AP scene for AP
- Added feature of U-APSD for AP
- Added feature of forcing to enable MFA for sub-administrator by super administrator
- Added feature of Email authentication for Captive Portal
- Added feature of post authentication rules for Captive Portal
- Added feature of auto sync time between GWN Manager and AP
- Added feature of upgrade APIs
- Optimized access list
- Added feature of service auto start after machine reboot for GWN Manager
- Added support of 15 new languages
- Internal bug fixes

LIMITATION/KNOWN ISSUE

- Network transfer from AP to GWN Manager will fail.

FIRMWARE VERSION 1.0.21.17

PRODUCT NAME

GWN Manager

DATE

12/30/2021

FIRMWARE FILE INFORMATION

- GWN Manager firmware file name: GWN_Manager-1.0.21.17.tar.gz
MD5 checksum: d0acbf569887f81399c9a8aa7c842851

CHANGES/ENHANCEMENT

- Added feature of reporting **Probe request RSSI information**
- Added more options for Time&Date format in Personal Settings
- Added feature of sorting networks
- Added feature to export APs, clients, and alerts
- Added feature to display public IP address for APs list
- Added feature of **Google Authentication**
- Added feature of **WiFi4EU**
- Added feature of **SMS authentication for Captive Portal**
- Added filter for Rogue detected list
- Added DFS channels to “Auto” option of 5G Channel in Radio
- Added feature of Hotspot 2.0 R3
- Added feature of Bonjour Gateway in SSIDs
- Added support to disable 2.4G or 5G individually for AP
- Added support to sort IP address for APs and clients

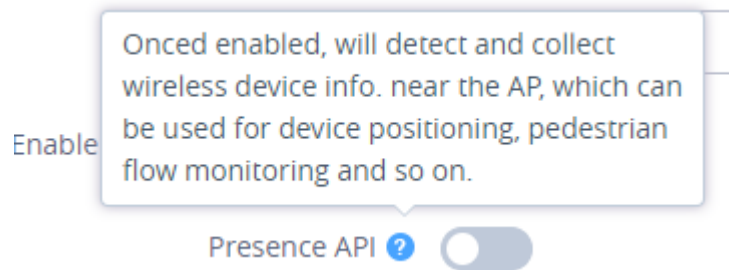
- Added support to transfer APs to GWN Manager
- Added support of GWN7660(LR) and GWN7664(LR) models
- Added support to import AP's name in csv file
- Optimized syslog server
- Internal bug fixes

NEW FEATURE OVERVIEW

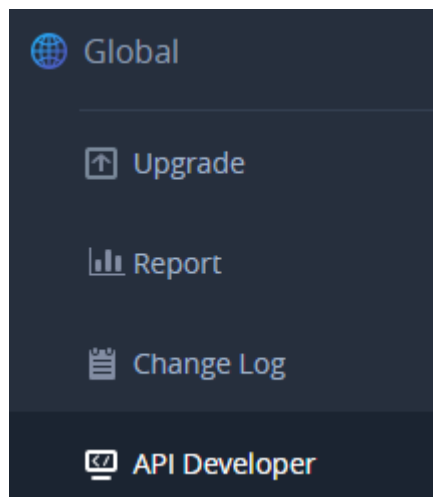
- **Probe request RSSI information**

This information is mainly used for client geo analytics, so that further service can be provided based on client location.

Configuration is available at Network→System→Settings→General→Presence API



The API information is available from GWN Cloud



Detail for this API is under API Reference→Client→7. Obtain the signal strength of the clients around the AP.

- **Google Authentication**

Google Authentication now is added to Captive Portal. Related configuration options are available at

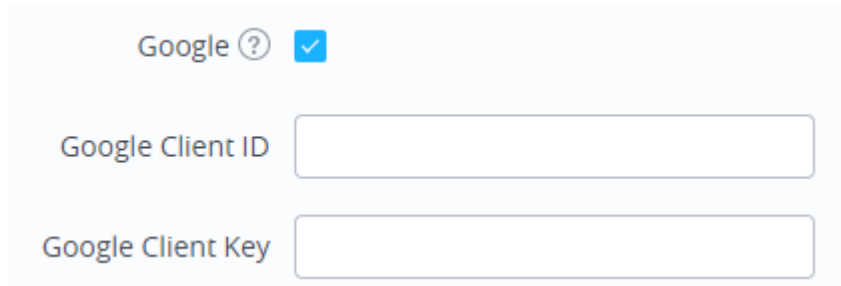
Captive Portal → Policy List → Add/Edit → Basic

Select Authentication Type to Social Login Authentication, and then you can select Google.

Next, you will need to configure on Google cloud platform,

Go to <https://console.developers.google.com/apis/credentials>, and setup your App.

Retrieve you Client ID and Client Key and copy them onto your GWN.



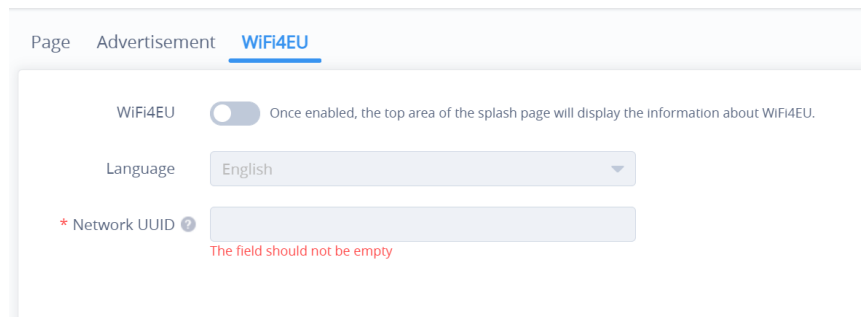
The screenshot shows a configuration form for Google Authentication. At the top, the word "Google" is followed by a question mark icon and a checked checkbox. Below this, there are two input fields: "Google Client ID" and "Google Client Key".

Meanwhile configurate your Oauth redirect URI:

'https://cwp.gwn.cloud:8443/GsUserAuth.cgi?GsUserAuthMethod=4'.

- **WiFi4EU for Captive Portal**

Configuration is available at Network → Captive Portal → Splash Page → WiFi4EU(top bar)



The screenshot shows the WiFi4EU configuration page. At the top, there are tabs for "Page", "Advertisement", and "WiFi4EU". Below the tabs, there is a toggle switch for "WiFi4EU" which is currently turned off. To the right of the toggle, there is a note: "Once enabled, the top area of the splash page will display the information about WiFi4EU." Below the toggle, there is a dropdown menu for "Language" set to "English". At the bottom, there is a text input field for "* Network UUID" with a red error message below it: "The field should not be empty".

- **SMS authentication for Captive Portal**

Twilio and Amazon is supported for SMS services.

SMS ^

SMS Service Provider ?

Amazon

* Twilio

Amazon

* Access ID

* Secret

* Maximum Users ?

1

* Preset Country Code

Select

Custom SMS Text

[GWN Cloud]Authentication code: {code}, valid for 10 minutes. Please resend if overdue.
SMS text must contain {code}

Button Text

Login with SMS

Button Color

Font Color

FIRMWARE VERSION 1.0.19.8

PRODUCT NAME

GWN Manager

DATE

2/26/2020

FIRMWARE FILE INFORMATION

- GWN Manager firmware file name: GWN_Manager-1.0.19.8.tar.gz
MD5 checksum: 9070bbb6143eb3e18dd410b793e347fc

CHANGES/ENHANCEMENT

- Force slave AP to set factory reset via hard button to unlock.

FIRMWARE VERSION 1.0.19.7

PRODUCT NAME

GWN Manager

DATE

2/1/2020

FIRMWARE FILE INFORMATION

- GWN Manager firmware file name: GWN_Manager-1.0.19.7.tar.gz
MD5 checksum: 83cef5b27efb55ac1538657ede69be30

CHANGES/ENHANCEMENT

- Added support of deleting the voucher in use.
- Added support of client name in csv file when import access list.
- Added configuration of secondary radius server for WLAN 802.1x authentication.
- Added WPA3 support in SSID setting.
- Added NET Port Type option for AP setting.
- Moved upgrade feature from Network to Global.
- Fixed internal bugs.

FIRMWARE VERSION 1.0.19.2

PRODUCT NAME

GWN Manager

DATE

10/14/2020

FIRMWARE FILE INFORMATION

- GWN Manager firmware file name: GWN_Manager-1.0.19.2.tar.gz
MD5 checksum: 4a352c3881c5f255530c443252c2b7c3

CHANGES/ENHANCEMENT

- Added support of **Top Website** statistic graph
- Added support of **Guest Count** statistic graph
- Enhancement of data search: statistics and reports data searching limit is extended from 1 month to 3 months and 6 months.
- Added manager role: Network Administrator (Read Only)
- Added support of API
- Added support of **Access List Import in CSV**

New feature below, please refer to GWN AP release note 1.0.19.4

- Added support of Rogue AP Detection
- Added Captive Portal Enhancement
- Added support of SNMP
- Added support of Allow DHCP Option 43 to override GWN Manager Address
- Added support of NAT (GWN7610 not supported)

- Added support of Firewall
- Added support of Hotspot 2.0 ^{Beta} (GWN7610 & GWN7602 not supported)

NEW FEATURE OVERVIEW

- **Top Website**

New summary graphic is available in both Dashboard and Network Overview page.

This requires to enable URL Access Log at Network→System→Settings→URL Access Log.

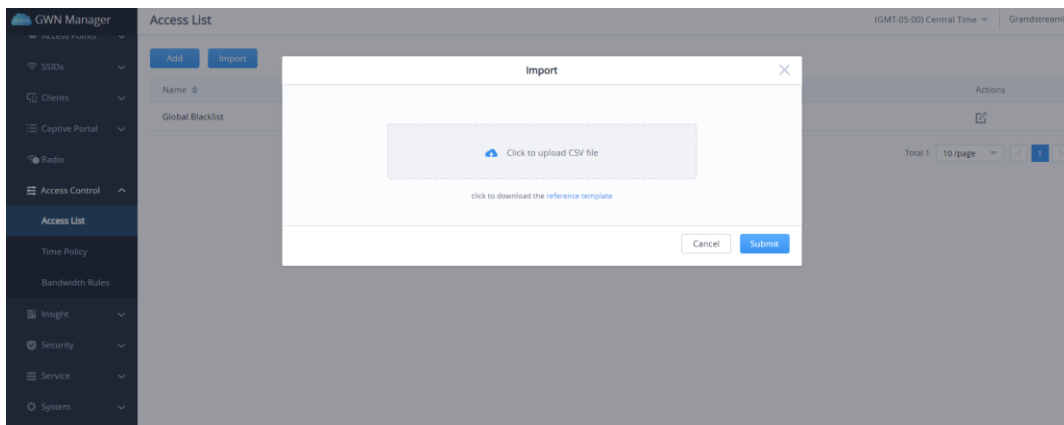
Top Websites			
NO.	Website	Network	Visit Count
1	www.grandstream.com	Test Zone	58
2	eas3.msg.t-mobile.com	Test Zone	24
3	play.googleapis.com	Test Zone	14
4	acs.m.taobao.com	Test Zone	13
5	android.googleapis.com	Test Zone	12

- **Guest Count**

This summary is available at Network→Captive Portal→Summary.

- **Access List Import in CSV**

Template is available for download from the same page.



FIRMWARE VERSION 1.0.0.33

PRODUCT NAME

GWN Manager

DATE

5/22/2020

IMPORTANT UPGRADING NOTE

This is the initial official release of GWN Manager.

For Beta testers, you will be able to upgrade either by command line or GWN Manager webUI.

- By command line

Please refer to GWN Manager QIG

http://www.grandstream.com/sites/default/files/Resources/GWN_Manager_QIG.pdf

- By GWN Manager webUI

Make sure your GWN Manager server is able to ping **admin.gwn.cloud**

After login and refresh GWN Manager dashboard page, admin will be able to see upgrade reminder as below. Then click on "More", and upgrade page will be popped up.

